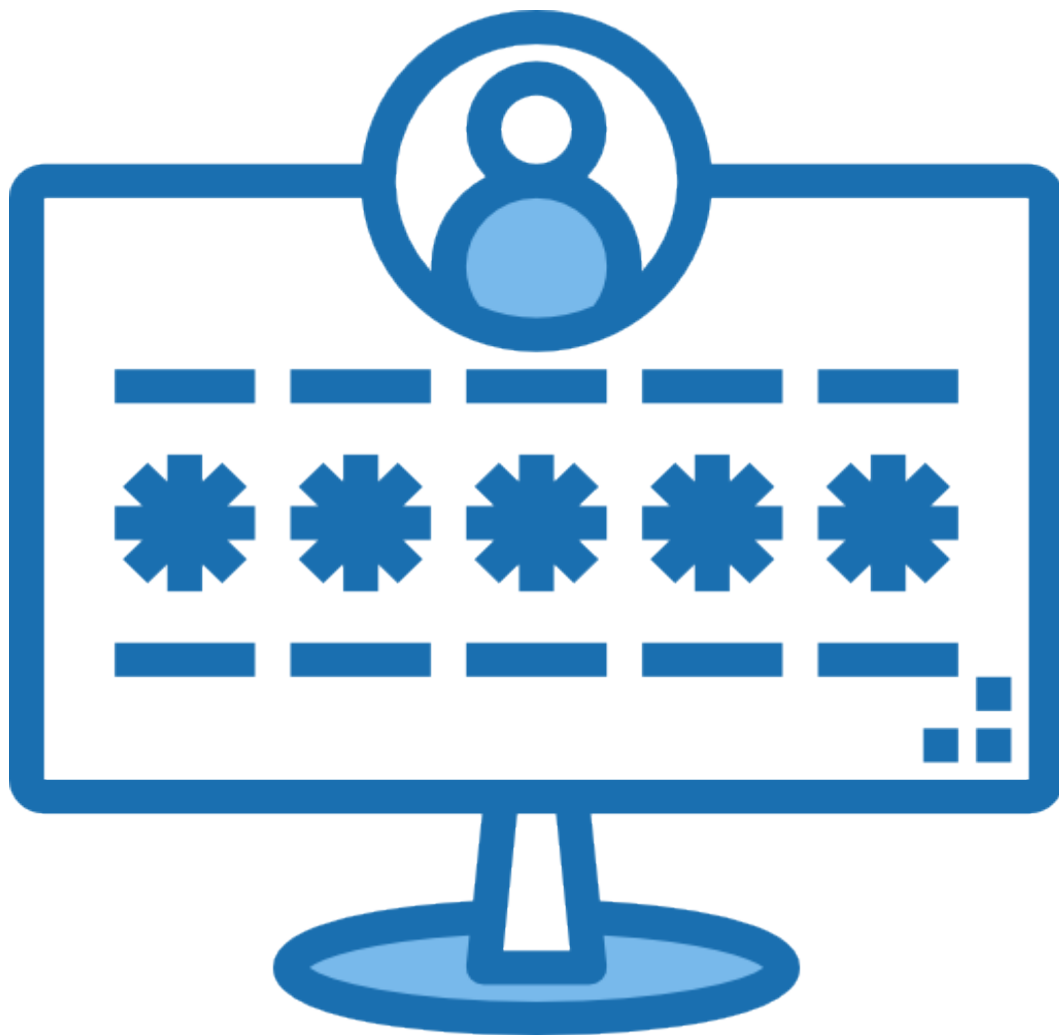




Staying Safe Online

Passwords



Safety tips & advice

Passwords



Your passwords are the most common way to prove your identity when using websites, email accounts and your computer.

Privacy settings



The use of strong passwords is really important in order to protect your security and identity.



However, on secure sites they may also be used alongside a PIN or memorable information.



Sometimes, you may be asked to enter only some of the characters of your password, for additional security.

Safety tips & advice

Make sure you always



Always use a password.

1



2



Use different passwords for different accounts

3



8!Tr

Use a mixture numbers, symbols, capital letters and lower case letters.

Safety tips & advice

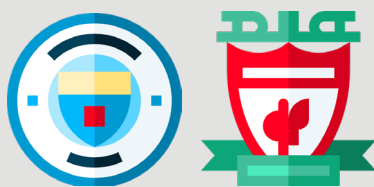
DON'T use the following as passwords:



Your username or actual name.



Family members' or pets' names.



Favourite football team or other words easy to work out with a little background knowledge.



A single word, which could be cracked easily.


'PASSWORD'

Safety tips & advice

The risks of using weak passwords




When you use a weak password, it may be easier for people to pretend to be you to commit crimes such as:



Accessing your bank account



Buying items online with your money



Pretending to be you on social networking or dating sites.

Safety tips & advice

Tips for strong passwords



To create a strong password, you could simply choose 3 random words.

Example: **cuptorchkettle**



You could also use a mixture of capital letters, lower case letters, numbers and keyboard symbols to write a word.

Example: **SP1D3Rm@n**

A screenshot of a login form on a blue background. The title is "Login" and the instruction is "Please enter your email and password to log in". There are two input fields: "Email" with the placeholder "yourname@email.com" and "Password" with the placeholder "tlu,bwwbtr". Below the password field are checkboxes for "Remember Me" and "Forgot password?". A blue "LOGIN" button is at the bottom.

You could use a line from a song.

Example: Using "Tramps like us, baby we were born to run" and take the first character from each word to get 'tlu,bwwbtr'



Tip*

What's your favourite song? Could you use a line from that song to make a strong password?

Safety tips & advice



Never give your passwords to anyone else. If you think that someone else knows your password, change it straight away.



Try not to write your passwords down in one place.

Safety tips & advice

Password manager



The fact that you should use different passwords for each of your accounts can make them very difficult to remember.



If you struggle to remember, you could try using a password vault.



These enable you to securely store all of your passwords in one, easy-to-access place so that you do not need to remember them all, or write them down.



You only need to remember one password to access your vault.



If you are using your phone, sometimes you can even just use your fingerprint to log in.



We recommend using MyKi, which is free and simple to use: myki.com

Working in partnership



Leading **Lives**
Your life / Our support



Designed by: **Ace Anglia: Accessible Information**

For more information, please e-mail:
info@aceanglia.com

Made using:

